



Fiji Ministry of Economy

National Designated Authority (NDA) Portal

Online Survey Results Summary Report

July 2021

Final Version

National Designated Authority (NDA) Portal - Stakeholder Survey

Executive Summary

The Climate Change and International Cooperation Division (CCICD) of the Ministry of Economy as the National Designated Authority (NDA) of Fiji to the Green Climate Fund (GCF) is setting up the NDA Portal as part of the Fiji Climate Change Portal (FCCP) to share information and to engage with stakeholders interested in accessing climate finance including from the GCF. This report captures the NDA Portal Stakeholder Survey to guide the strategic development of the Portal. It describes information needs / recommendations of 64 responses from the Stakeholder Working Groups (SWG).

Q1. What challenges do you face when you need information relevant for accessing climate finance? Please select all that apply.

Key climate finance information challenges include:

1. Not enough information (37 responses),
2. Wrong information (outdated, not practical, too technical, different format / source/s,...) (28),
3. Challenges to find information (27).

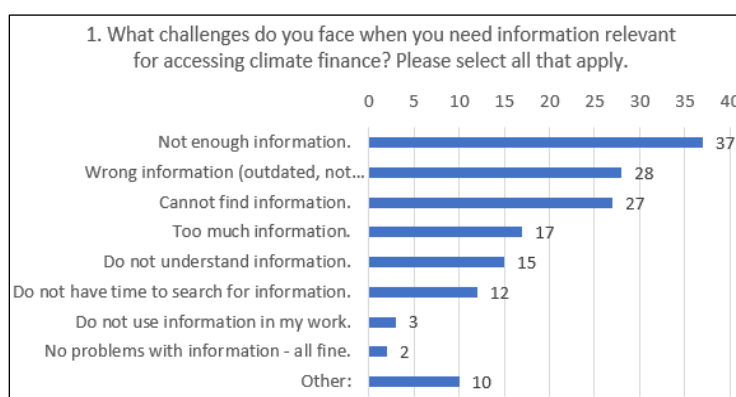


Figure 1: Q1. Climate Finance Information Challenges

Other comments highlighted challenges with information access and sharing.

2. How could the NDA Portal support your work? Please describe relevant information for your work and how the portal could help you.

Overall, the portal should provide access to relevant and updated information and understandable data for climate finance and sharing respective funding opportunities. This includes information about projects and their implementation, but also services and assistance to develop project proposals.

While 35 responses confirm information at the centre of the NDA Portal, various forms, types, services, and specific requirements are stated. Suggested information types include baseline data, check lists, contacts, good practice, guidance, infographics, knowledge, laws, policy documents, regulations, research, statistics, vulnerability assessments, and others.

Tailored information for work across more than 20 topics and sectors is desired to enhance the understanding of climate change and climate finance. Examples include agriculture, disaster risk management, communities, energy, environment with species and habitat, fisheries including tuna, forestry, green growth, infrastructure, manufacturing, mining, private sector with small and medium enterprises (SME), south-south exchange with other Pacific Small Island States (PSIDS), transport, water, or waste management.

Contact information should clarify who is doing what, with roles and activities of government staff, ministries and organisations, sector focal points, local consultants and contractors with firms and individuals. Opportunities for collaboration and networking are suggested.

Overall, the responses highlight the need for effective and robust information services including an information clearing house and knowledge brokering.

3. Please state three key objectives of the NDA Portal from your perspective.

- i. Provide easy access to relevant and up-to-date data, information, and knowledge about climate change and climate finance.
 - Ensure a central information repository with services and engagement to share information and strengthen the understanding of climate change and climate finance.
 - Cover a range of materials for different target audiences, and for different purposes.
- ii. Maximise the opportunities to mobilise climate funding through support covering all project phases.
 - Maintain, share, and provide access to an inventory of calls for proposals, concept notes, a pipeline of project proposals, unsuccessful proposals, projects in implementation, and completed projects.
 - Provide guidance, assistance, and matchmaking to identify priority areas and gaps, connect for collaboration and partnerships, develop project proposals including reviews, and ensure that all criteria are met.
- iii. Promote and facilitate collaboration and networking across diverse stakeholders from all sectors.
 - Clarify who is doing what, encourage dialogue, and connect stakeholders for coordination.
 - This includes academic institutions, applicants, beneficiaries, communities, communities of practice (COPs), development partners, donors, financiers, implementing partners, lead agencies, private sector, public, researchers, students, suppliers, and working groups.

4. Please prioritise the following target audiences or users for the NDA Portal from your perspective.

- | | |
|---|-----------------|
| • National Government | 5.6 (avg 6 – 1) |
| • Non-government and Civil Society Organisations; Delivery / Implementing Partners / Executing Entities | 5.5 |
| • Accredited Entities (GCF, Adaptation Fund, etc.); Consultative Sector Working Group; Private Sector | 5.4 |

5. Please add missing target audiences or users.

Some additional target audiences were suggested, for example youths, people with disabilities, entrepreneurs, and others.

6. Please rank the following themes or topics in order of importance. (Figure 2):

- | | |
|--|-----------------|
| • Adaptation; and Disaster Risk Management | 5.7 (avg 6 – 1) |
| • Vulnerability of communities; NDA and Climate Finance Projects; Mitigation; Governance | 5.6 |
| • Renewable Energy; NDA Processes and Procedures; Health and Food Security | 5.5 |

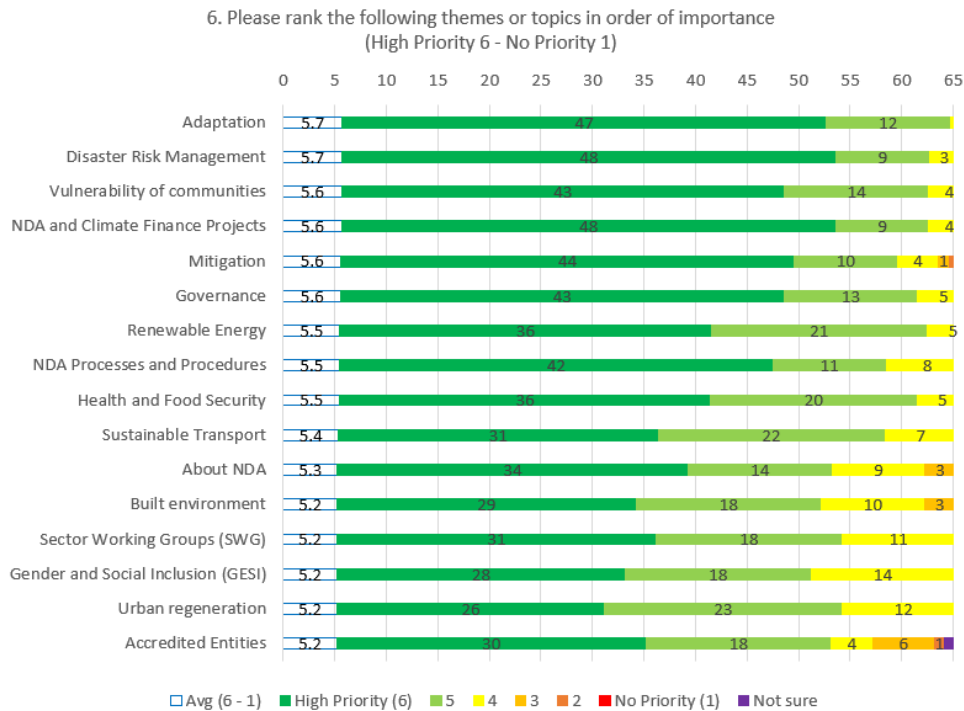


Figure 2: Q6. Priority Themes / Topics

7. Please rank the following information / content types in order of importance.

- Policies, Strategies, Frameworks 5.6 (Avg 6 – 1)
- Good Practice 5.5
- Factsheets; Frequently Asked Questions (FAQ); Case Studies 5.4

8. Please rank the following NDA Portal services / functionality in order of importance for your work.

- Project management support (Proposal, Appraisal, Implementation etc.) 5.6 (Avg 6 – 1)
- Capacity development / Training 5.5
- Library, Archive, Repository of information 5.4

9. Please add any missing information, content, or services.

Some additional information types were suggested, for example geospatial information (GIS), flowcharts, polls, and user needs / satisfaction surveys.

10. Please share some good practice and recommendations for the NDA Portal based on your experience with other information platforms.

A total of 47 responses suggested various good practice aspects. Several statements emphasised updated information, user-friendly and easy navigation, and feedback through a contact form or chat function. Other recommendations include a dashboard, group discussions, centralised information including links to other sites, and other aspects.

11. What shall the NDA Portal not do? Please state aspects which you consider not necessary.

Within 39 responses, key recommendations included avoiding too much information or irrelevant information and functionality, too much promotion or marketing, duplication with other sites (especially the GCF) or portals, and too much social media.

12. How often will you use the NDA Portal (Figure 3)?

- Few times a week 26 (41%)
- Few times a month 19 (30%)
- Few times a year 13 (21%)
- Every day 4 (6%)
- Never 1 (2%)

12. How often will you use the NDA Portal?

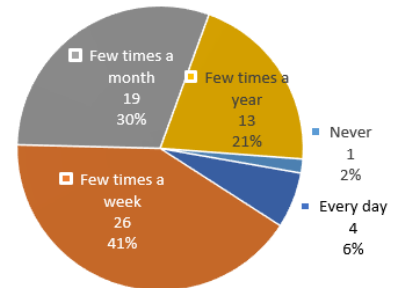


Figure 3: Q12. Frequency of Portal Use

13. Where will you use the NDA Portal?

- Laptop 52 (45%)
- Smartphone 33 (29%)
- Desktop computer 21 (18%)
- Tablet or iPad 9 (8%)

14. Please tell us about your internet connection and check all that apply.

The average internet connection of respondents was fast (31) or medium speed (29) and reliable (22).

Most internet connections were personal access (24), some were company or organisational access (17), and only few respondents use public internet access (3).

15. Please add any other comments.

Within 10 responses, the suggestions to translate headings into vernacular, and the possibility of an offline portal version were standing out.

16. From which perspective have you filled the survey? Please check all that apply.

- Consultants and Contractors (18)
- Non-government and Civil Society Organisations; Consultative Sector Working Group; National Government (16)
- Academia including Scientists and Researchers and Students (15)

17. Age (Figure 4)

• Below 30	5 (8%)
• 30 – 39	20 (32%)
• 40 – 50	22 (35%)
• Above 50	14 (22%)
• Prefer not to say	2 (3%)
Total	63

17. Age

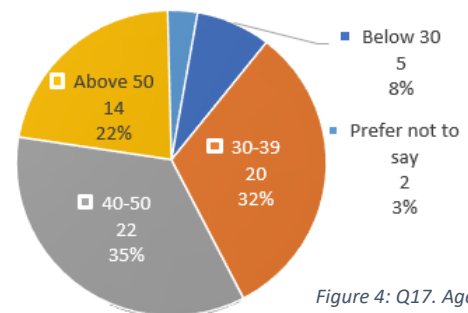


Figure 4: Q17. Age

18. Gender (Figure 5)

• Female	30 (48%)
• Male	31 (50%)
• Prefer not to say	1 (2%)
Total	62

18. Gender

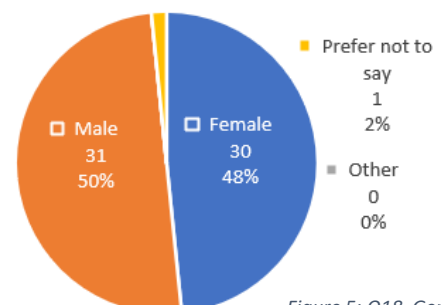


Figure 5: Q18. Gender